



McLean County ILLINOIS

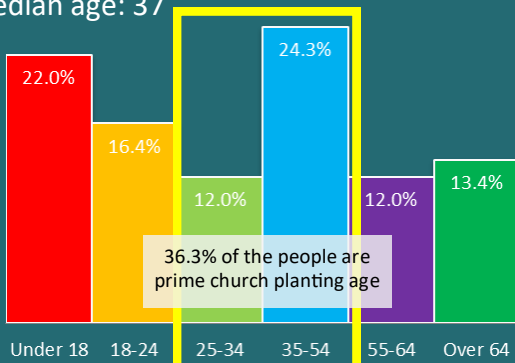
McLean County Statistics

September 2020 MissionInsite Report Statistics & Census.gov

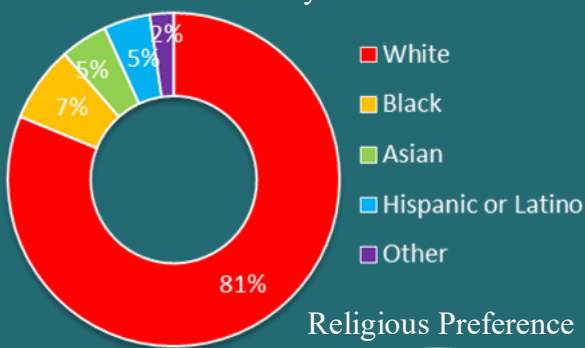
Population:	171,348
10 Year Projected Population:	192,094
Median Family Income:	\$88,819
Median Home Value:	\$166,700
Median Rent:	\$830
Poverty Rate:	7.2%
Crime Index (Bloomington):	237.7
US Average is 274 (2018, city-data.com)	

Age Demographics

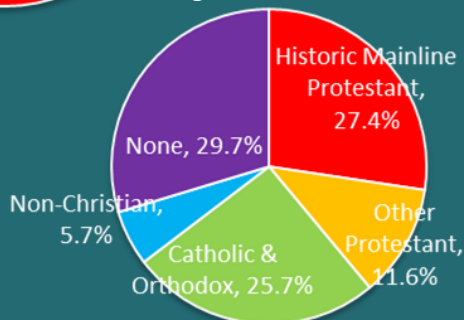
Median age: 37



Racial/Ethnic Diversity



Religious Preference



McLean County is part of the Bloomington-Normal metropolitan area in Illinois. McLean County is the largest county in Illinois and the land area is roughly the size of Rhode Island.

Google has named the Bloomington-Normal area the digital capital of Illinois because of its high percentage of workers in STEM fields and Business Insider has ranked it in the top ten Top College Towns.

This highly educated area enjoys below average crime rates and above average numbers of intact families, but over 35% of the population identify as non-Christian or having no religious preference. The Presbytery of Northern Illinois intends, by God's grace, to expand the reach of the gospel in the county by continuing to plant churches.



The Presbytery foresees a healthy and growing, self-sustaining and self-governing, local PCA church characterized by vibrant Christ-centered worship, effective ministries of evangelism, mercy, and missions coupled with transformational fellowship and discipleship in McLean County all to the glory of God.

The Presbytery of Northern Illinois will also have the support of the Midwest Alliance.

By the grace of God, this new PCA church will make disciples who will then help to spread the gospel, multiplying praise to God and planting churches throughout the region.





Children's Discovery Museum



Constitution Trail



Miller Park Zoo

Highlights

White collar workers make up 71.2% of the workforce.

Illinois State University has an enrollment of over 20,000 students.

Education

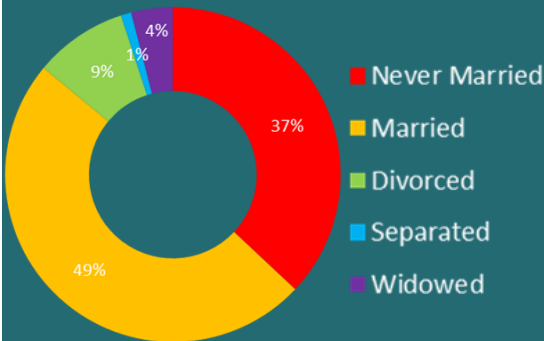
(population over age 25)

96% High School Grad or higher

30% Bachelor's Degree

15% Graduate or Professional

Marital Status



Households with Children

Married Couple 75%

Single Mom 18%

Single Dad 7%

Top Employers

State Farm Insurance Co., 14200

Illinois State University, 3319

COUNTRY Financial, 2034

Unit 5 Schools, 1600

OSF Healthcare, 1408

Advocate BroMenn Healthcare, 1337

McLean Co. Government, 846

Afni, Inc., 830

City of Bloomington, 715

District 87 Schools, 686

Candidate Strengths

- Loves and trusts God far more than he loves or trusts anyone or anything else
- Intentional in evangelism and cares deeply about relationships
- Desire to put down roots and equip people for ministry
- A strong preacher - Bible is taught clearly, wholly, compellingly, and is applied to life

Support

- The Presbytery will provide prayer, financial, and logistical support to the church planter
- Opportunities for mentoring, internships, and cohort participation for those preparing for church planting

Imagine

A church that leads people into a growing relationship with Jesus Christ and equips them to give their lives away for the cause of Christ and the glory of God.

A church that actively, intentionally, wisely and faithfully seeks to plant other churches in our community, region and world.

Contact:

Greg Grindinger

ggrindinger@gracepres.org

Most Common Occupations

