



Grace Blairsville Church Plant

Presbyterian Church in America

Blue Ridge Statistics

2017 Estimates, census.gov

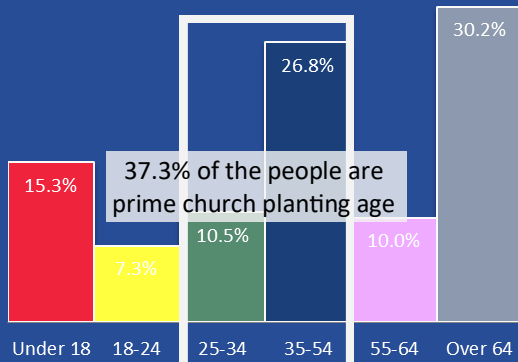
By the Numbers

Population:	1,444
Median household income:	\$36,563
Median home value:	\$151,200
Median Rent:	\$624
Poverty Rate:	20.9%
Crime Index:	152.3

US Average is 274 (2018, city-data.com)

Age Demographics

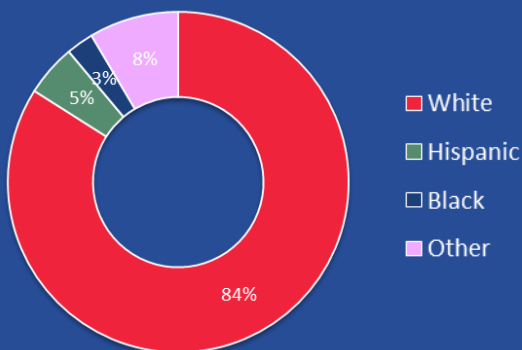
Median age: 49



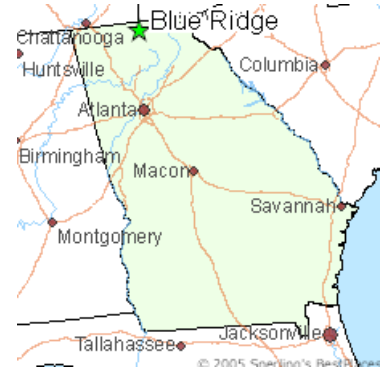
Family Type

Married-couple family	33%
Family, no wife present	4%
Family, no husband present	15%
Householder alone	44%
Householder not alone	4%

Racial Demographics



Named for the southern reach of the Appalachian Mountain Range that stretches into the area, the City of Blue Ridge boasts beautiful mountain views. With key water features, such as Lake Blue Ridge and the Toccoa River, Blue Ridge is the “Trout Fishing Capital” of Georgia. The town has become so popular with Atlantans and Floridians escaping the city for a little peace and quiet, that it has attracted millions in commercial investment in downtown Blue Ridge, along with thousands of mountain vacation homes in the 106,000 acres of Chattahoochee National Forest and along the banks of Lake Blue Ridge and the Toccoa River.

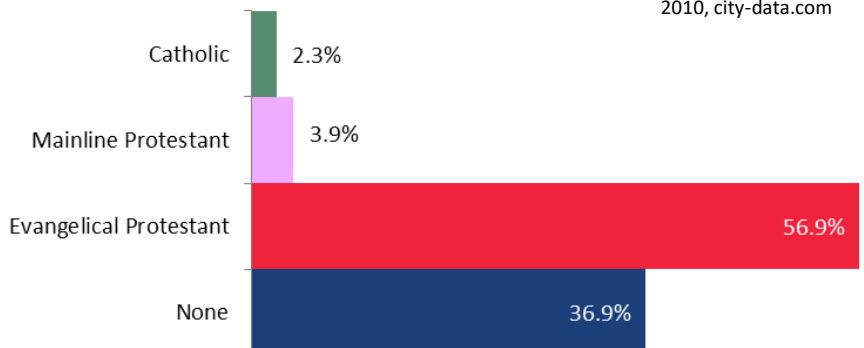


Grace Blairsville sees a great opportunity to bring eternal hope to the residents of Blue Ridge through a PCA church plant. Blue Ridge is the county seat in Fannin County and its religious preference statistics reveal that over one-third of the population identify as “none” when asked their religious preference so the need for the gospel is great.

To support their church planting efforts, Grace Blairsville will be working with other PCA churches in the area to begin a church planting residency program that they hope will aid the growth of the Kingdom not only in Blue Ridge but also in surrounding communities.

Fannin County Religious Preferences

2010, city-data.com





Porcelain exhibit at the Art Center



Lake Blue Ridge



Downtown Blue Ridge

Blue Ridge Highlights

About 90 minutes north of Atlanta, GA.

Fannin County School District received a "C" rating for 2019.

The Blue Ridge Aerial Adventure Park features three levels of suspended bridges and tight ropes from 15 to 50 feet in the air.

Listed as one of the top 5 Art Towns in Georgia by Georgia Council for the Arts, the Blue Ridge Mountains Arts Association and Art Center is the center of the arts for Blue Ridge, Georgia.

In 2015, the University of North Georgia opened a satellite campus in Blue Ridge.

The Blue Ridge Scenic Railway takes riders on a four-hour, 26-mile roundtrip journey along the Toccoa River through the North Georgia countryside.

Blue Ridge's park features sports fields, tennis courts, a playground, and a large pool with slides and a diving board.

Chattahoochee National Forest comprises 106,000 acres in Blue Ridge.

Largest Industries

(datausa.io)

Retail Trade	73
Prof, Scientific, Tech Services	66
Real Estate & Rental	50

Education

(population over age 25)

- 80.4% High School Grad or higher
- 8.5% Bachelor's Degree
- 4.9% Graduate or Professional Degree

Candidate Strengths

- Loves and trusts God far more than he loves or trusts anyone or anything else
- Intentional in evangelism and connects with unbelievers
- Desire to put down roots and equip people for ministry
- A strong preacher - effective communicator - able to preach Christ crucified

Support

- Church planting residency program
- The commitment of Grace Church in Blairsville, about 25 minutes from Blue Ridge, to church planting

Imagine

A welcoming church plant reaching the "nones" in Blue Ridge
 A gospel saturated, missional church plant in Blue Ridge that partners with other PCA churches to continue planting churches in the surrounding communities

Contact:
 Dr. Jim Whittle
jimwhittle.eli@gmail.com
 770-363-7464

Most Common Occupations

