



# Fredericksburg TEXAS

South Texas Presbytery Church Plant

Presbyterian Church in America

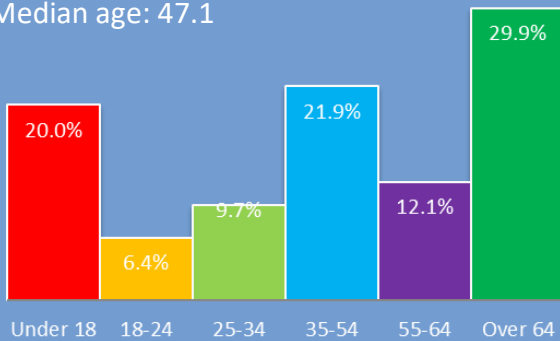
## Fredericksburg Statistics

Population:	10,875
Median Household Income:	\$53,500
Median Home Value:	\$309,100
Median Rent:	\$997
Poverty Rate:	9.9%
Crime Rate:	72.6

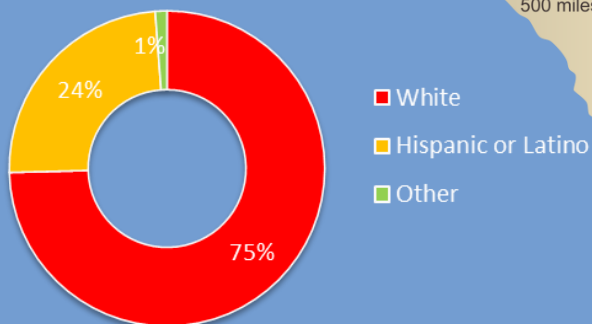
US Average is 270.6 (2019, city-data.com)

## Age Demographics

Median age: 47.1

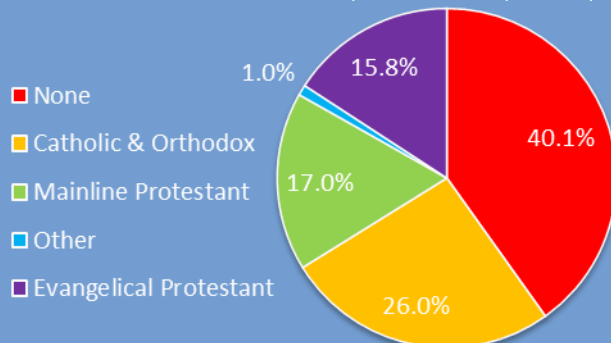


## Racial/Ethnic Diversity



## Religious Preference

2010 city-data.com, Gillespie County



The rural German farm culture of Fredericksburg in the Texas Hill Country is gradually being replaced by tourist-oriented concepts of both German heritage and the Texas cowboy culture. One of the city's goals is to be the winery and culinary destination of Texas while not losing sight of their culture and heritage.

Although the majority of the initial settlers of Fredericksburg were of the Evangelical Protestant Church, the town was founded on the principle of religious tolerance. With over 40% of the people in the county currently identifying "none" as their religious


preference, this area is in great need of the gospel.

Because we live, work, and worship within these communities, the people of the South Texas Presbytery and the Reach South



Texas (RST) Church Planting Network are able to address the specific needs of newly planted churches in the area.

RST is committed to planting a church in Fredericksburg that is soaked with Gospel life so that it embodies God's grace in worship, community and mission.



Enchanted Rock



Downtown



National Museum of the Pacific War

## Highlights

One of only 35 Dark Sky Communities in the world.

The National Museum of the Pacific War draws over 150,000 visitors annually.

Of the 3,084 students in the School District, 51.9% are economically disadvantaged.

Home to a Baldrige Award-winning hospital, seven precision machine shops that produce parts for the aerospace and oil/gas industries, several specialty food makers and nearly 30 wineries and vineyards.

## Education

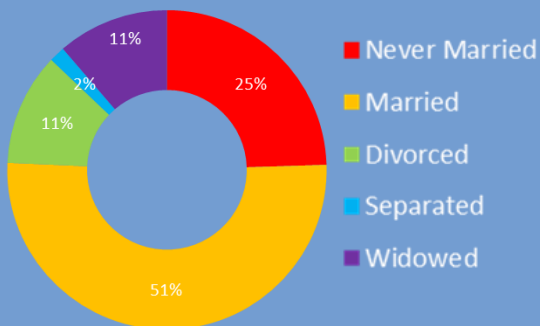
(population over age 25)

90% High School Grad or higher

23% Bachelor's Degree

11% Graduate or Professional

## Marital Status



## Household Type

Married Couple	48%
Male householder, no spouse	14%
Female householder, no spouse	33%
Cohabiting Couple Household	5%

## Candidate Strengths

- A Gospel-centered leader who embodies a culture of grace, willing to plant a church soaked with Gospel life.
- A missional posture toward the surrounding community; faithfully, graciously, and courageously exemplifying Christ's presence to the neighborhood.

## Support

- Presbytery committed and mobilized for church planting.
- Reach South Texas recognizes the first years of launching a church are an all-encompassing experience for the planter and his family. Each church planter will have a coach for encouragement, wisdom, and strategic counsel.

## Vision

- The manifestation of the Kingdom of God and the broader renewal of the entire South Texas region.
- To see a gospel-centered church, seeking Christ in Fredericksburg.



Contact Pastor Luke Evans  
 Christ Church San Antonio  
 210.306.4411  
 levans@christchurchsa.com

## Most Common Occupations

