

# FRONT ROYAL VIRGINIA

Blue Ridge Presbytery

Presbyterian Church in America

## Front Royal Statistics

April 2020, census.gov

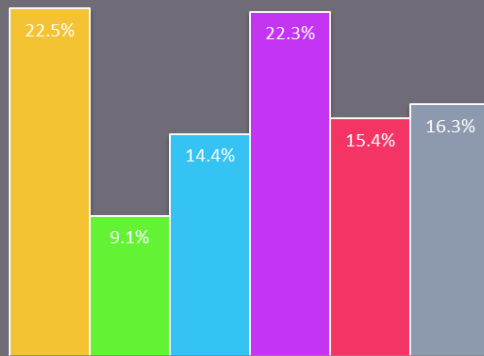
### By the Numbers

Population:	15,011
Median household income:	\$51,675
Median home value:	\$225,200
Median Rent:	\$974
Poverty Rate:	12.5%
Crime Index:	161.6

US Average is 274 (2018, city-data.com)

### Age Demographics

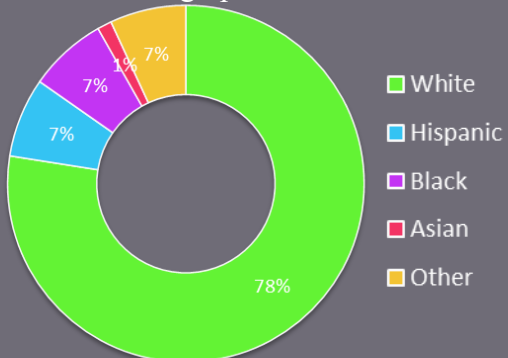
Median age: 38.1



### Household Type

Married-couple family	39%
Male, no spouse present	0%
Female, no spouse present	21%
Householder alone	31%
Cohabiting Couple Household	9%

### Racial Demographics



The beauty that can be found in Front Royal, is breathtaking. Unfortunately, that beauty has not drawn the people to worship of the Creator.

Front Royal is the county seat of Warren County and over 67% of the people in the county identify their religious preference as "none." The Blue Ridge Presbytery sees a need for a presbyterian and reformed witness in the area. This church will not only be the first PCA church in Front Royal, but in the entire county.

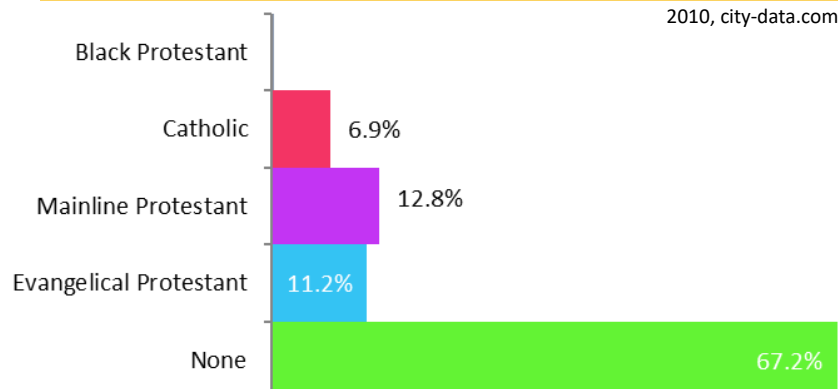


A church planter is needed who is prepared to evangelize the "nones" in Front Royal. A relational presence in the community and gospel-centered discipleship will be vital to an effective church plant in Front Royal.

The Presbytery's hope is to see a scratch plant in Front Royal that results not only in the growth of the Kingdom in the town, but also in multiplying church planting throughout the surrounding area.

### Warren County Religious Preferences

2010, city-data.com





## Front Royal Highlights

About 70 miles west of Washington, DC.

Bordered by the Shenandoah River to the west.

Gateway to Skyline Drive, Shenandoah National Park, and the Blue Ridge Mountains.

Nearby Skyline Caverns is one of the few places in the world which hosts anthodite formations.

Hosts the Virginia Inland Port, a U.S. Customs-designated port of entry  
The Randolph-Macon Academy features an Air Force JROTC program.

Home of Christendom College and the Smithsonian Conservation Biology Institute (SCBI).

53% of Warren County's total civilian population commute out of the county to work.

Warren County key employers include:

Axalta Specialty Coatings and Toray Plastic

Sysco Foods

Weston Foods/Interbrake

Nature's Touch

Silent Falcon UAS Technologies

## Education

(population over age 25)

83.3% High School Grad or higher

12.4% Bachelor's Degree

5.1% Graduate or Professional Degree

## Candidate Strengths

- Vibrant walk with Jesus that leads to a love for the lost
- Highly relational networker who is intentional in evangelism
- Highly incarnational with heavy involvement in the schools, civic organizations, recreational activities
- A leader who will love the community of Farmville

## Support

- The commitment, encouragement and resources of the Church Planting Movement of the Blue Ridge Presbytery

## Imagine

A winsome and gospel-centered church plant in Front Royal centered on evangelism, discipleship and a heart to see its community flourish

A missional church plant partnering with other PCA churches to see new churches planted in surrounding communities

Contact:

Pastor Essen Daley

essen@tab-pres.org

## Most Common Occupations

