



CITY OF LAREDO TEXAS

South Texas Presbytery Church Plant

Presbyterian Church in America

Laredo Statistics

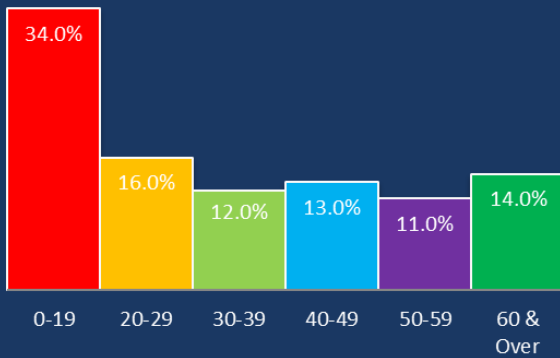
US Census Bureau, 2022 ACS

Population:	254,041
Median Household Income:	\$59,751
Median Home Value:	\$157,400
Median Rent:	\$866
Poverty Rate:	20.1%
Crime Rate:	167.2

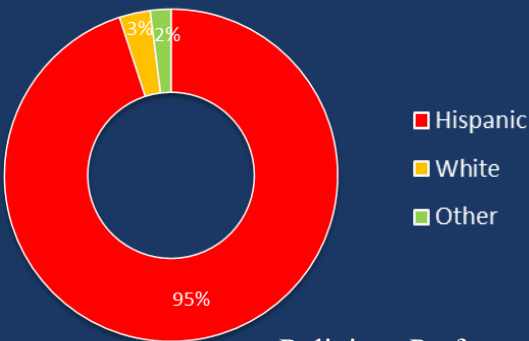
US Average is 254.8 (2020, city-data.com)

Age Demographics

Median age: 30.2

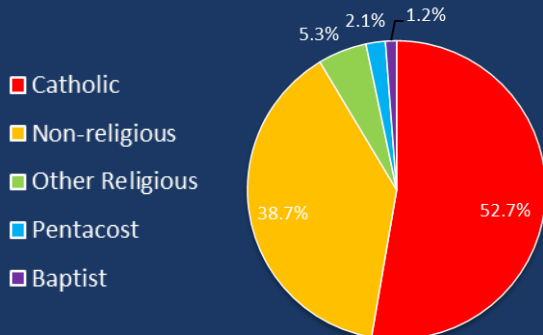


Racial/Ethnic Diversity



Religious Preference

BestPlaces.net, Webb County

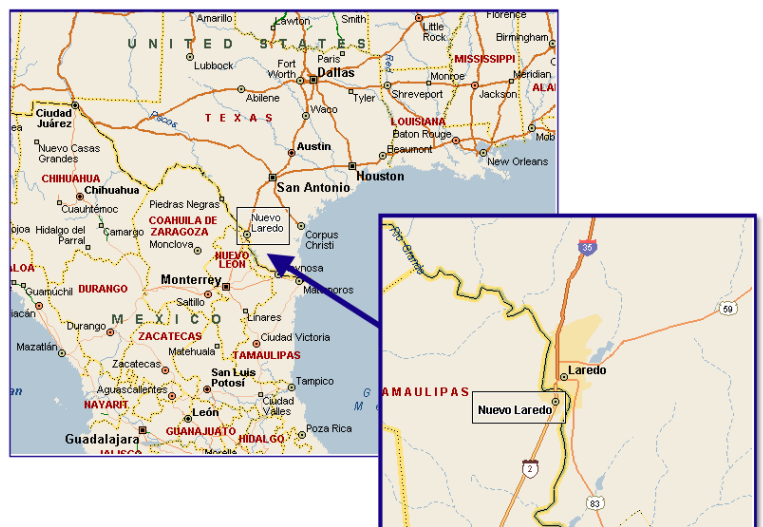


Laredo, Texas is the largest and most active port of entry to the United States in the Rio Grande Valley. Laredo has a dominant Hispanic influence with a large middle class and a much larger working class, but many have low incomes and there is considerable poverty or near-poverty conditions.

Laredo is a largely Catholic city that is in need of reformed churches. With over 90% of the people in Laredo identifying "none" or "Catholic" as their religious preference, this area is in great need of the gospel.

Because we live, work, and worship within these communities, the people of the South Texas Presbytery and the Reach South Texas (RST) Church Planting Network are able to address the specific needs of newly planted churches in the area.

RST is committed to planting a church in Laredo that is soaked with Gospel life so that it embodies God's grace in worship, community and mission.





Highlights

Located along the Rio Grande and Mexican border, 200 miles inland from the Gulf of Mexico

The World Trade International Bridge is one of four international bridges located in the city that connects the United States and Mexico over the Rio Grande

At over 100 days per year above 90 degrees, the city is one of the hottest in the United States

Home of Texas A&M International University and Laredo College

Over 100 parks in the city provide lakes, pools, splash pads, rec centers, sports fields, playgrounds, skate parks, hiking, biking, and festivals.

Education

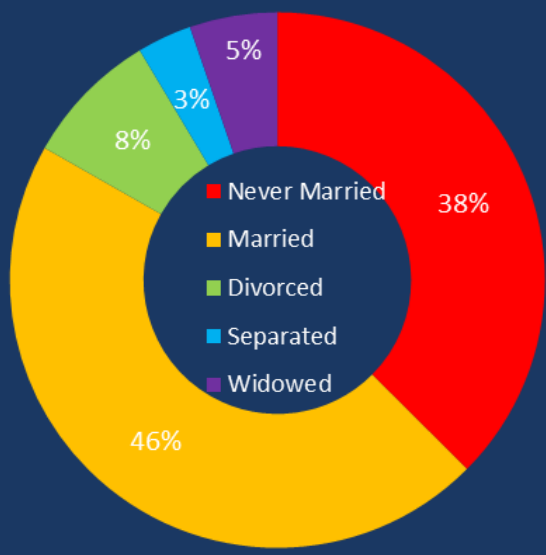
(population over age 25)

71% High School Grad or higher

17% Bachelor's Degree

6% Graduate or Professional

Marital Status



Candidate Strengths

- A Gospel-centered leader who embodies a culture of grace, willing to plant a church soaked with Gospel life.
- A missional posture toward the surrounding community; faithfully, graciously, and courageously exemplifying Christ's presence to the neighborhood.

Support

- Presbytery committed and mobilized for church planting.
- Reach South Texas recognizes the first years of launching a church are an all-encompassing experience for the planter and his family. Each church planter will have a coach for encouragement, wisdom, and strategic counsel.

Vision

- The manifestation of the Kingdom of God and the broader renewal of the entire South Texas region.
- To see a gospel-centered church seeking Christ in Laredo.



Contact Pastor Luke Evans
 Christ Church San Antonio
 210.306.4411
 levans@christchurchsa.com

Most Common Occupations

