

LAWRENCE Massachusetts

New England Church Planting Network

Presbyterian Church in America

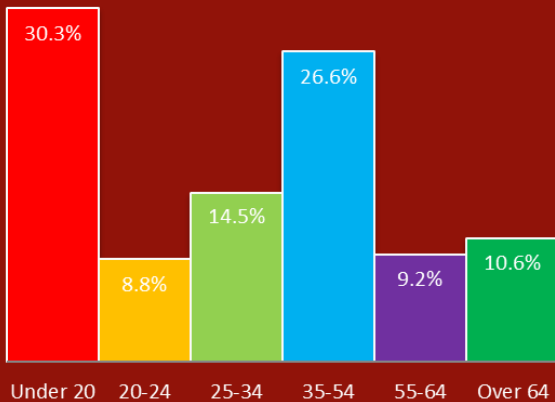
Lawrence Statistics

| | |
|-----------------------|-----------|
| Population: | 88,511 |
| Median Family Income: | \$48,349 |
| Median Home Value: | \$377,500 |
| Median Rent: | \$1,391 |
| Poverty Rate: | 17.1% |
| Crime Rate: | 236.3 |

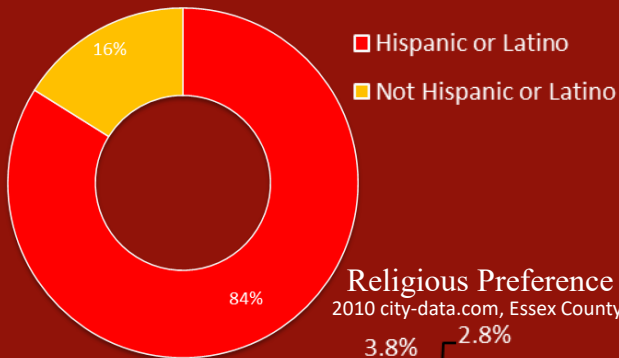
US Average is 270.6 (2019, city-data.com)

Age Demographics

Median age: 31

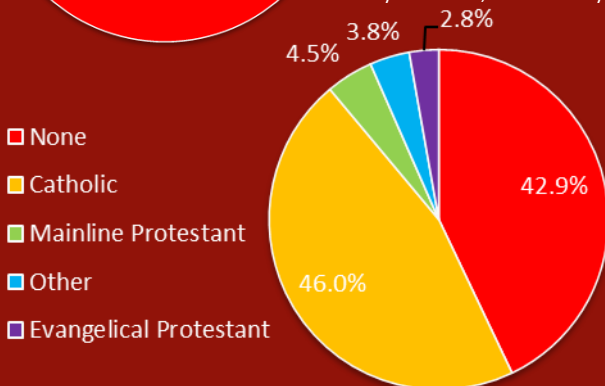


Racial/Ethnic Diversity



Religious Preference

2010 city-data.com, Essex County




Lawrence, Massachusetts is primarily a Hispanic community with the percentage of people identifying as religious “Nones” almost equal to the 46% identifying as Catholic. The Mayor describes Lawrence as “a melting pot composed of numerous immigrant cultures, different religions, and people of diverse ethnic backgrounds coming together to coexist in the same environment” making Lawrence “unique and strong.” Our hope is that the community would grow together in their love for Christ.



Constantly ranked as the most secular, post-Christian region of the country, New England has both great needs and great opportunities. You cannot travel far without seeing a simple white church. There’s one in nearly every New England town. These iconic landmarks are reminiscent of a time when the gospel of Christ permeated every aspect of life. Now many of those church buildings are homes to offices, exhibit halls, or restaurants, or at best house small congregations who may or may not ever hear the message of God’s grace.

The New England Church Planting Network is committed to seeing the gospel thrive in Lawrence, Massachusetts.





Highlights

Located on the Merrimack River about 25 miles north of Boston and 5 miles south of New Hampshire

Only three miles from

Merrimack College in North Andover

The Lawrence Heritage State Park is a 23-acre historic preservation of urban life that records the history of immigrant workers and life in a mill town

The challenges of many vacant properties, abandoned alleyways, Brownfield sites, and underutilized riverfront areas are being transformed through creative and innovative open space development

Education

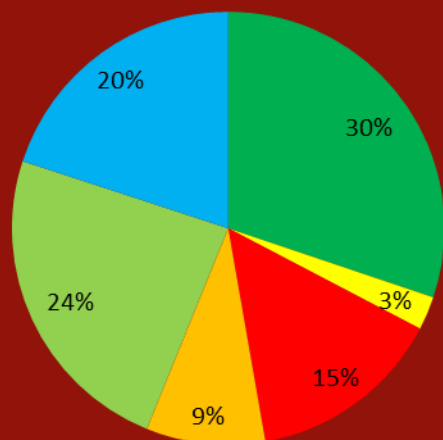
(population over age 25)

70% High School Grad or higher

11% Bachelor's Degree

4% Graduate or Professional

Family Type



■ Married-couple household
 ■ Family, no wife present
 ■ Family, no husband present
 ■ Cohabiting couple household
 ■ Living alone
 ■ Other

Candidate Strengths

- Loves and trusts God far more than he loves or trusts anyone or anything else
- Intentional in evangelism and cares deeply about relationships
- Desire to put down roots and equip people for ministry
- A strong preacher - Bible is taught clearly, wholly, compellingly, and is applied to life

Support

- The Network offers years of ministry experience in New England, resources, and training to develop leaders and support the church planting effort
- Prayer support through the Network

Imagine

A church that leads people into a growing relationship with Jesus Christ and equips them to give their lives away for the cause of Christ and the glory of God

A church that actively, intentionally, wisely and faithfully seeks to plant other churches in our community, region and world

Contact:

Contact: Rick Hollen

director@necpn.org

Most Common Occupations

