



Ypsilanti Michigan

Great Lakes Presbytery Church Plant

Presbyterian Church in America

Ypsilanti Statistics

June 2020 MissionInsite Report Statistics

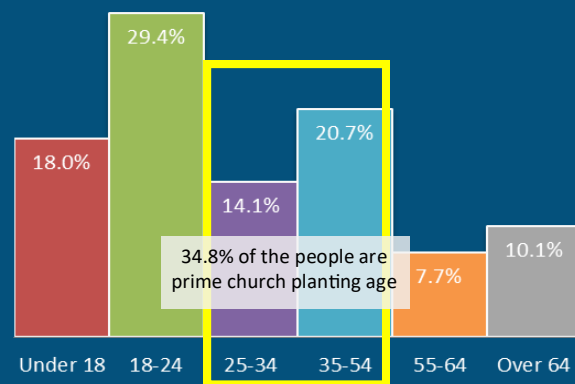
By the Numbers

Population:	20,606
10 Year Projected Population:	22,372
Median family income:	\$51,978
Poverty Rate:	25.7%
Crime Index:	461.6

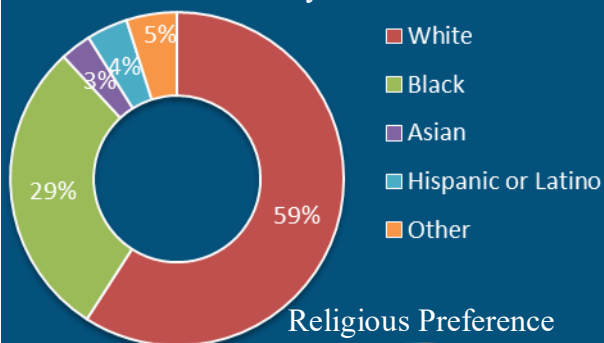
US Average is 274 (2018, city-data.com)

Age Demographics

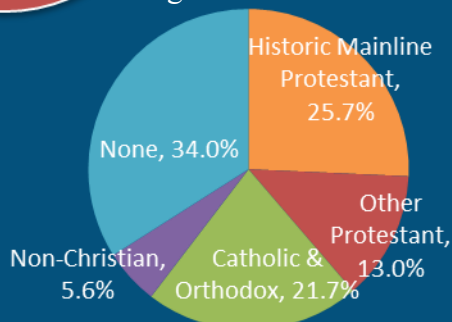
Median age: 27



Racial/Ethnic Diversity



Religious Preference

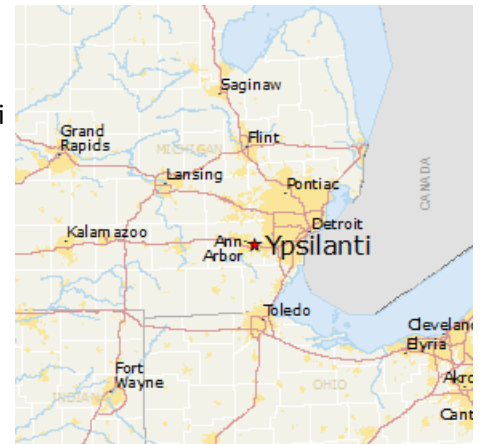


Ypsilanti, Michigan, named after a Greek war hero, is described by YpsiReal.com as having “a funky community vibe and a fresh arts scene.” Many creative people have been driven out of Ann Arbor to Ypsilanti as Ann Arbor experienced massive increases in land value and taxes over the last several decades. Ypsilanti has seen a vibrant, underground arts scene emerge as a result.

As you would expect of a college town, the population is primarily young and single.

Unfortunately, about 40% of the population

identifies as non-Christian or having no religious preference. Given the statistics, Great Lakes Presbytery’s vision is, with God’s grace, to plant the first PCA church in Ypsilanti.



The Presbytery foresees a healthy and growing, self-sustaining and self-governing, local PCA church characterized by vibrant

Christ-centered worship, effective ministries of evangelism, mercy, and missions coupled with transformational fellowship and discipleship in Ypsilanti all to the glory of God.

The Great Lakes Presbytery will also have the support of the Midwest Alliance. By the grace of God, this first PCA church in Ypsilanti will make disciples who will then help to spread the gospel, multiplying praise to God and planting churches throughout the region.





Ypsilanti Automotive Heritage Museum



Frog Island Park



Michigan Firehouse Museum

Highlights

White collar workers make up 61.1% of the workforce.

About 35 miles west of Detroit and about 10 miles east of Ann Arbor.

The park system includes bike and walking trails, community gardens, playgrounds, a pool, athletic fields, fishing, and picnic areas.

Home of Eastern Michigan University with over 17,000 students.

The Huron River flows through Ypsilanti with Ford Lake on the southern edge of the city.

Two farmer's markets.

Education

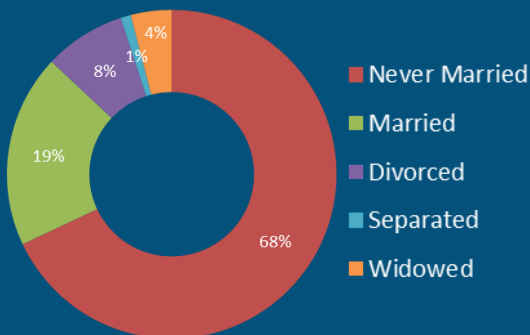
(population over age 25)

92.2% High School Grad or higher

22.1% Bachelor's Degree

19.5% Graduate or Professional

Marital Status



Households with Children

Married Couple	49%
Single Mom	45%
Single Dad	6%

Candidate Strengths

- Loves and trusts God far more than he loves or trusts anyone or anything else
- Intentional in evangelism and cares deeply about relationships
- Desire to put down roots and equip people for ministry
- A strong preacher - Bible is taught clearly, wholly, compellingly, and is applied to life

Support

- Mentoring available from experienced church planters
- The commitment of the Great Lakes Presbytery to church planting

Imagine

A church that leads people into a growing relationship with Jesus Christ and equips them to give their lives away for the cause of Christ and the glory of God.

A church that actively, intentionally, wisely and faithfully seeks to plant other churches in our community, region and world.

Contact:

Dan Millward

dan@redeemerdetroit.com

Most Common Occupations

