

### Bulverde Statistics

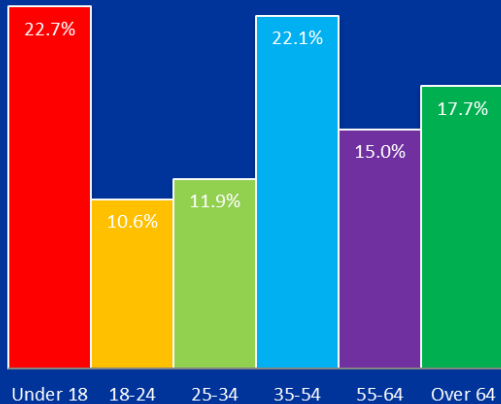
Mission Insite, 2023  
Five mile radius used for statistical purposes

#### By the Numbers

Population:	48,602
2033 Projected Population	62,761
Average household income:	\$141,570
White Collar Workers	81%
Poverty Rate:	2%

#### Age Demographics

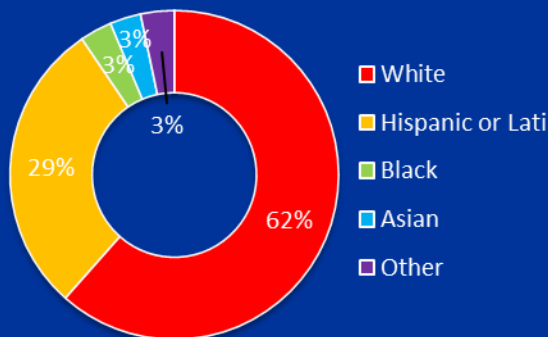
Median age: 40



#### Marital Status

Married	63%
Widowed	4%
Divorced	9%
Separated	1%
Never Married	24%

#### Racial Demographics

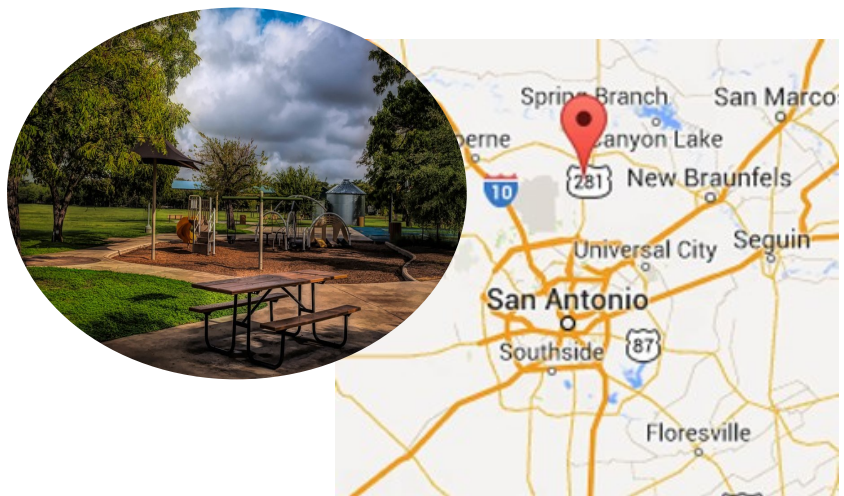


Bulverde, Texas is known as The Front Porch of the Texas Hill Country. The rolling hills and clusters of majestic oak trees contribute to Bulverde’s standing as a Certified Scenic City.

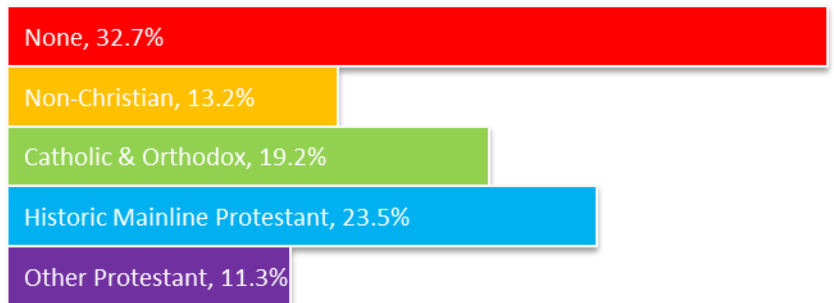
The population of Bulverde continues to increase and so has the need for reformed churches in the area.

Because we live, work, and worship within these communities, the people of the South Texas Presbytery and the Reach South Texas (RST) Church Planting Network are able to address the specific needs of newly planted churches in the area.

RST is committed to planting a church in Bulverde that is soaked with Gospel life so that it embodies God's grace in worship, community and mission.



#### Religious Preference



Mission Insite, 2023



## Bulverde Highlights

Located in Comal County along US Highway 281

Cibolo Creek runs just south of the city  
About 26 miles and 30 minutes north of downtown San Antonio

About 20 miles, 20 minutes, from the San Antonio International Airport

Only a few miles from Canyon Lake, one of the premier water recreational attractions in the state, the Honey Creek Recreational Area and Guadalupe State Park

A comprehensive plan is being developed to manage the growth of the area

Niche.com gives a grade of "A" for Bulverde schools

Rodeo every Saturday night from March to November

Christian Men of Business offers monthly lunch gatherings for local businessmen

Mammen Family Public Library offers programs for all ages

## Family Structure of Households

Married Couple 90%  
Single Parent 10%

## Education

(population over age 25)  
95.7% High School Grad or higher  
32.1% Bachelor's Degree  
19.2% Graduate or Professional Degree

## Candidate Strengths

- A Gospel-centered leader who embodies a culture of grace, willing to plant a church soaked with Gospel life.
- A missional posture toward the surrounding community; faithfully, graciously, and courageously exemplifying Christ's presence to the neighborhood.

## Support

- Presbytery committed and mobilized for church planting.
- Reach South Texas recognizes the first years of launching a church are an all-encompassing experience for the planter and his family. Each church planter will have a coach for encouragement, wisdom, and strategic counsel.

## Imagine

- The manifestation of the Kingdom of God and the broader renewal of the entire South Texas region.
- To see a gospel-centered church, seeking Christ in Bulverde.



Contact Pastor Luke Evans  
Christ Church San Antonio  
210.306.4411  
levans@christchurchsa.com

## Most Common Occupations

