

New Kent County Statistics

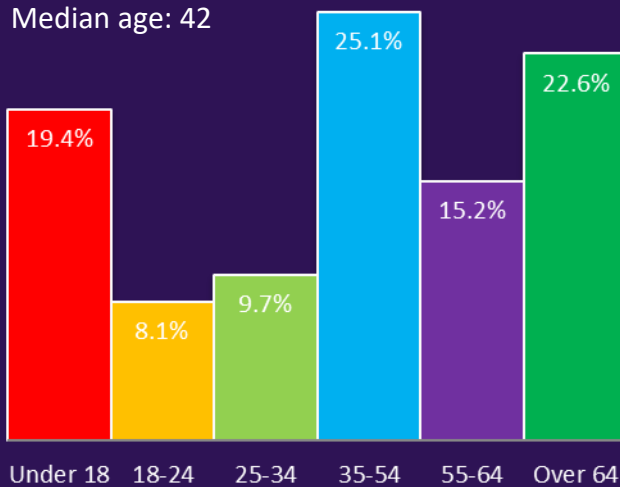
Mission Insite, 2024

By the Numbers

Population:	27,083
2034 Projected Population	29,507
Average household income:	\$134,936
White Collar Workers	69%
Families Below Poverty Line	3.49%

Age Demographics

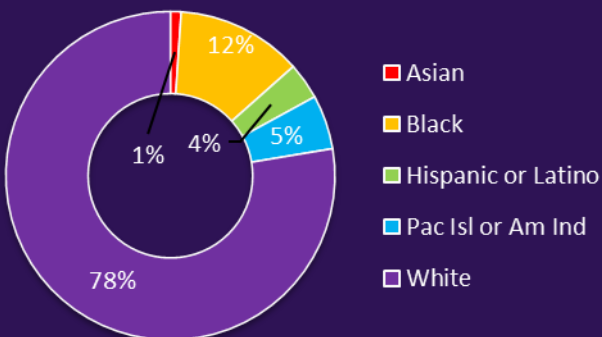
Median age: 42



Marital Status

Never Married	23%
Married	64%
Divorced	6%
Separated	2%
Widowed	5%

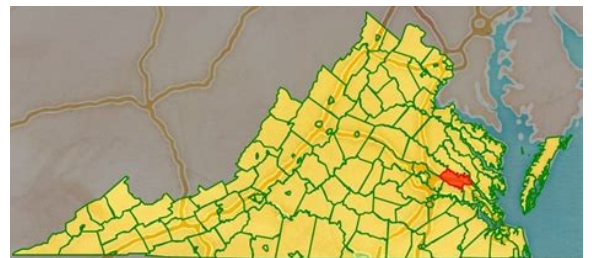
Racial Demographics



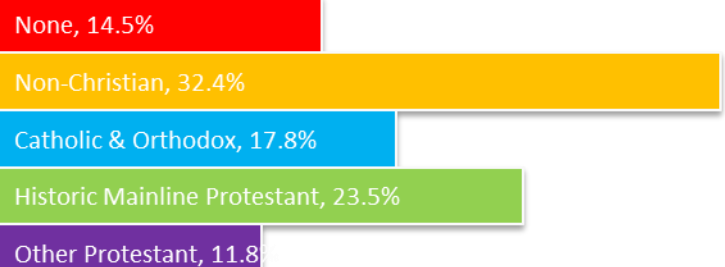
New Kent County's location between Richmond and Hampton Roads has spurred business growth which in turn has increased residential development. While New Kent County, Virginia, is recognized as the #1 fastest growing locality in Virginia, it has planned its growth to maintain its beautiful rural atmosphere.




Sadly, the town's fastest growing segment when indicating religious preference is non-Christian. Thankfully, the James River Presbytery is committed to planting a church in New Kent county that is soaked with Gospel life so that it embodies God's grace in worship, community and mission. This will be the first PCA church in New Kent County and the hope is for it to be part of an expanding network of PCA church plants in the region.



Religious Preference





New Kent County Highlights

Located in the coastal plain, consisting mostly of flat land with some rolling hills; average elevation is 80 feet above sea level.

Richmond International Airport is 10 minutes away, Newport News-Williamsburg International Airport is 30 minutes away

Abundant recreational activities including hunting, fishing, boating, nature trails, golf, team sports, and pari-mutuel horse racing.

Annual events include festivals at Rockahock Campground & Ed Allen's Campground, fly-ins at New Kent Airport, car shows & wine festivals.

Major companies in New Kent County:
 Target (opening a distribution center)
 AutoZone (opened last fall)
 CarMax (building a new facility)
 LaRS Group (working on a regional office)
 Buc-ee's (plans to open a large travel center in 2027)

Family Structure of Households

Married Couple 86.3%
 Single Parent 13.7%

Education

(population over age 25)
 94.4% High School Grad or higher
 23.8% Bachelor's Degree
 10.5% Graduate or Professional Degree

Candidate Strengths

- A Gospel-centered leader who embodies a culture of grace, willing to plant a church soaked with Gospel life.
- A missional posture toward the surrounding community; faithfully, graciously, and courageously exemplifying Christ's presence to the neighborhood.

Support

- Presbytery mobilized for church planting.
- Opportunities for mentoring, internships, and cohort participation for those preparing for church planting.
- A small core group eager for a PCA church in the area.

Imagine

- The manifestation of the Kingdom of God and the broader renewal of the entire region.
- A gospel-centered church, seeking Christ and reaching the lost in New Kent County.
- To learn more about our church planting visit our website at <https://reachmetrорichmond.com/>

Contact: Pastor Andrew Conrad
 804.412.8112 ext 1
andrew@springrunpc.org

Most Common Occupations

